

# Family guide for getting started



Welcome to IXL! This step-by-step guide provides a quick tour of IXL and shows you easy, effective ways to get your child engaged and learning.

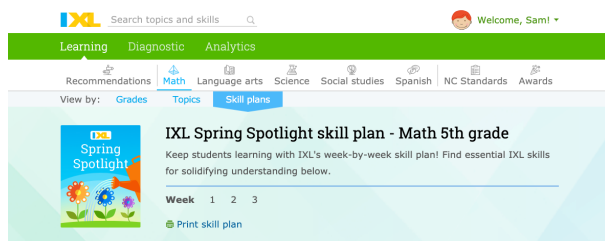
## IXL learning plans

Have your child brush up on key concepts for their grade level! Our [ready-made learning plans](#) guide them to 2 essential skills per day that will help them build the knowledge and confidence to move ahead.

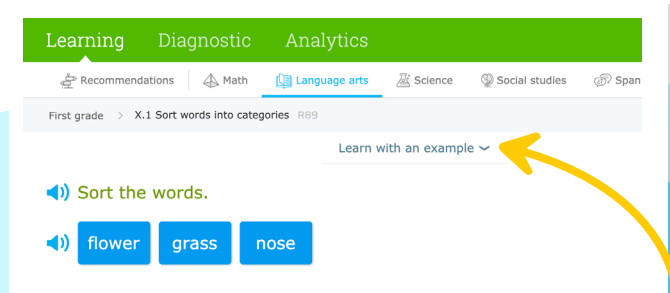

### Each day:

1

Practice the IXL skills listed for that day



1 Week 1	
Day 1	1. Multiply 2-digit numbers by larger numbers 2. Evaluate numerical expressions
Day 2	1. Divide 4-digit numbers by 2-digit numbers 2. Evaluate numerical expressions with parentheses
Day 3	1. Convert decimals between standard and expanded form using fractions 2. Write numerical expressions: two operations (80)
Day 4	1. Add and subtract decimal numbers 2. Multiply and divide by a power of ten: with exponents
Day 5	1. Multiply a decimal by a multi-digit whole number 2. Describe the coordinate plane
2 Week 2	
Day 1	1. Multiply two decimals: products up to thousandths 2. Graph points from a table
Day 2	1. Division with decimal quotients 2. Complete a table for a two-variable relationship



### IXL TIP

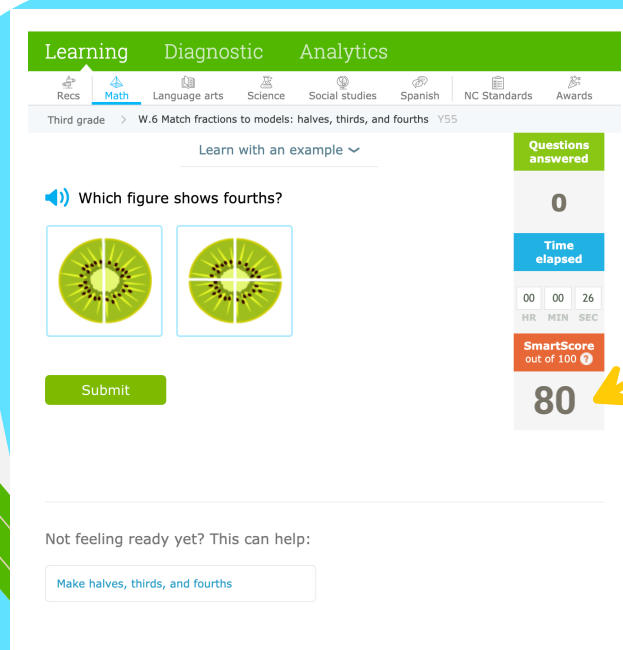
If your child needs a refresher on the concept before they start a skill, click on "Learn with an example" at the top of the page!

2

For each skill, aim to reach a SmartScore of 80 (which indicates proficiency)

Every IXL skill adapts to your child, guiding them from simpler tasks to more complex problems, so they can learn at their own pace!

If your child reaches proficiency and wants an extra challenge, have them aim for mastery-- a SmartScore of 100.




3

If you'd like your child to continue learning, check out the other strategies outlined below!

Visit the [Family Learning Hub](#) to browse and download the skill plans!

## IXL TIP

If your child gets stuck while working on a skill, make sure they read the step-by-step explanations provided after each missed question.



## Choose your own learning plan

Find skills that match your child's textbook, or help prepare them for tests like the SAT and ACT!

[Explore math content >](#)

[Explore ELA content >](#)

## Let IXL recommend skills for you

For even more learning opportunities, encourage your child to choose skills from their Recommendations Wall, filled with skills selected just for them based on what they've been working on!

The screenshot shows the IXL Recommendations Wall for a user named Molly Brady. The interface includes a search bar at the top, navigation tabs for Learning, Diagnostic, and Analytics, and a sidebar with icons for various subjects. The main content area is titled 'Recommendations' and features a list of suggested skills. The first skill is 'How many hearts are there?' with a heart icon and a progress bar. The second skill is 'Count the gundrops by 10s' with a gundrop icon. The third skill is 'How many gundrops are there?' with a gundrop icon. The fourth skill is 'Complete the sentence' with a sentence icon. The fifth skill is 'Sort the words according to the meanings of their shared roots' with a word icon. The sixth skill is 'Put 2 bugs in the picture' with a bug icon. The seventh skill is 'Count using stickers - up to 10 - kindergarten' with a sticker icon. The interface also includes a 'Next up' section with a 'Keep it' button and a 'Work it out' button.

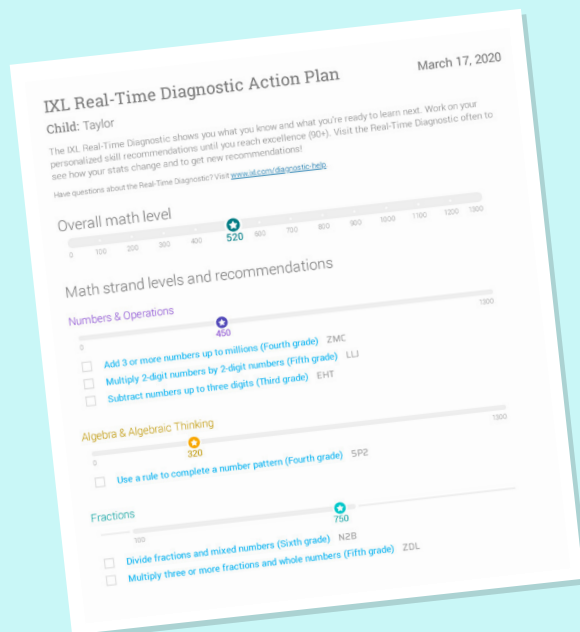
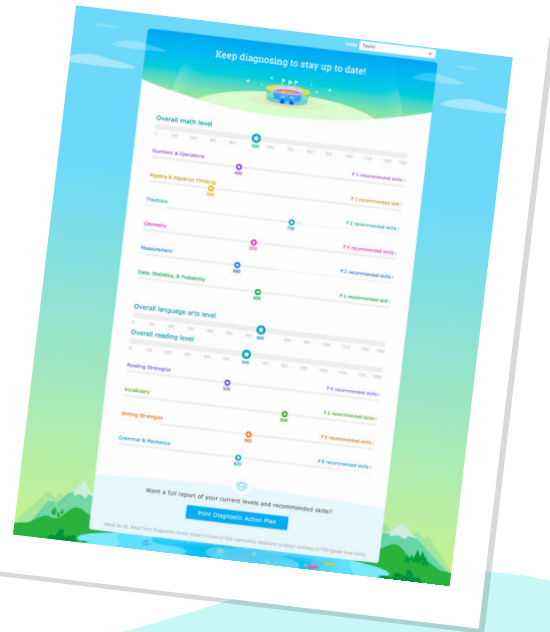


## Get a personalized action plan for growth

Super-charge learning with the Real-Time Diagnostic! It shows you what your child knows, and exactly what they can do next to make even more strides.

### 1 Pinpoint diagnostic levels

Have your child answer questions in the Diagnostic to show what they know! We recommend they do so until they've pinpointed all of their levels, which usually takes less than an hour per subject, and can even be done over the course of a few sessions.



### 2 Use the personalized action plan

Based on their work in the Diagnostic, IXL creates a personalized action plan with skills that will help your child grow. This plan is your perfect path for making progress at home.

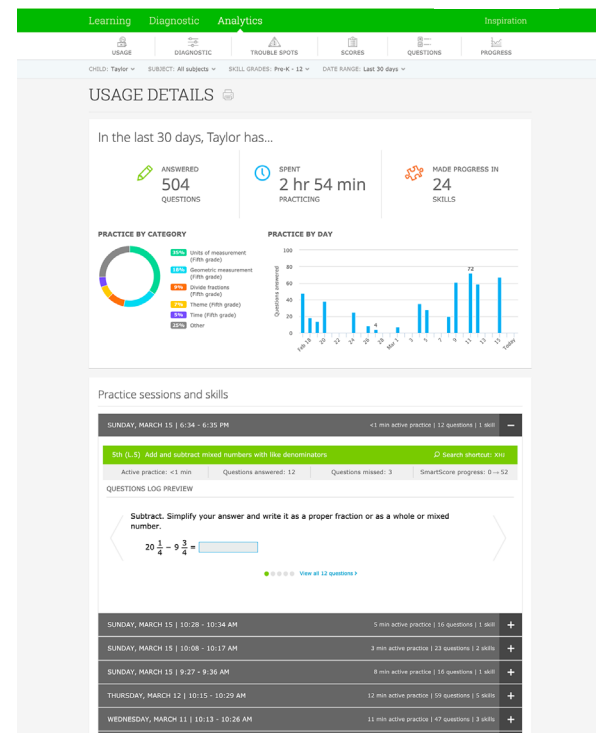
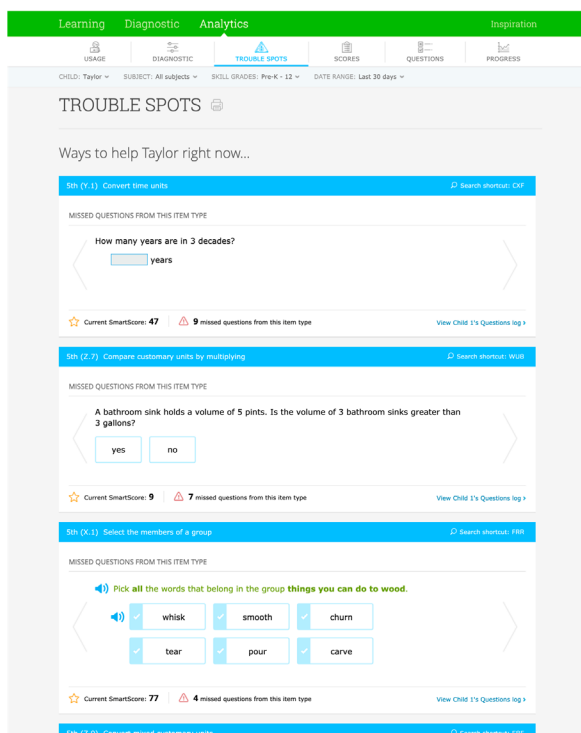


## Monitor your child's progress

As a parent, you can stay up to date on what your child has been doing on IXL! Visit the Analytics tab and try visiting a couple of our favorite reports:

**Trouble Spots:** See where your child is getting stuck so that you can step in and provide support.

**Usage:** Get a highlight reel of what your child has been doing on IXL, and review the progress they've made.



If you have any questions, please reach out to us through our [support form](#) or at (855) 255-8800 and we'd be happy to assist!

