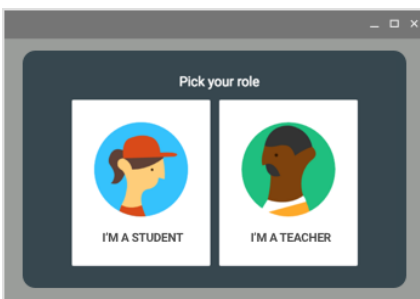



How Students Can Join Google Platforms

Google Classroom

1. Enter <https://gsuite.google.com/dashboard> into your browser
2. Enter your User Name
3. Enter your Password
4. Select I'm a Student



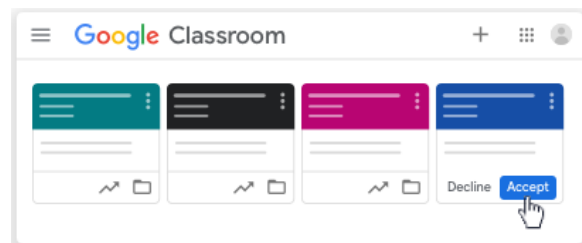
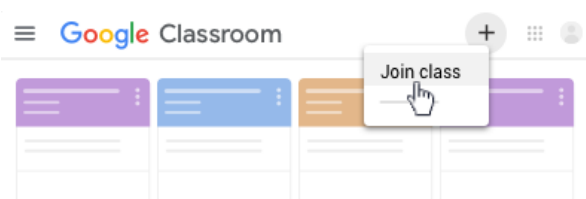
5. Click Get Started
6. To join Google Classroom, Click the Classroom icon in the menu to enter your classroom



7. When you enter your classroom, you will need to join your different classrooms from your teachers. You can do this in two different ways:

Join a class using a code from the teacher

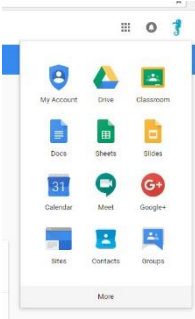
Join a class by accepting an invitation from one of your teachers by clicking "accept"



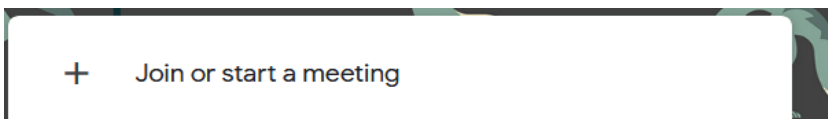
Google Meet

Google Meet is a video conferencing platform that may be used in the remote learning for your child. Students can connect through both video and/or audio.

1. To join Google Meet, Click the Meet icon in the menu



2. Click on Join a meeting



3. Enter the meeting code sent by your teacher, and click continue